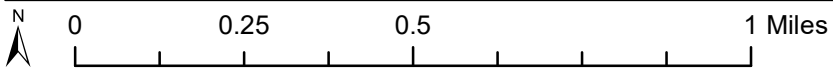
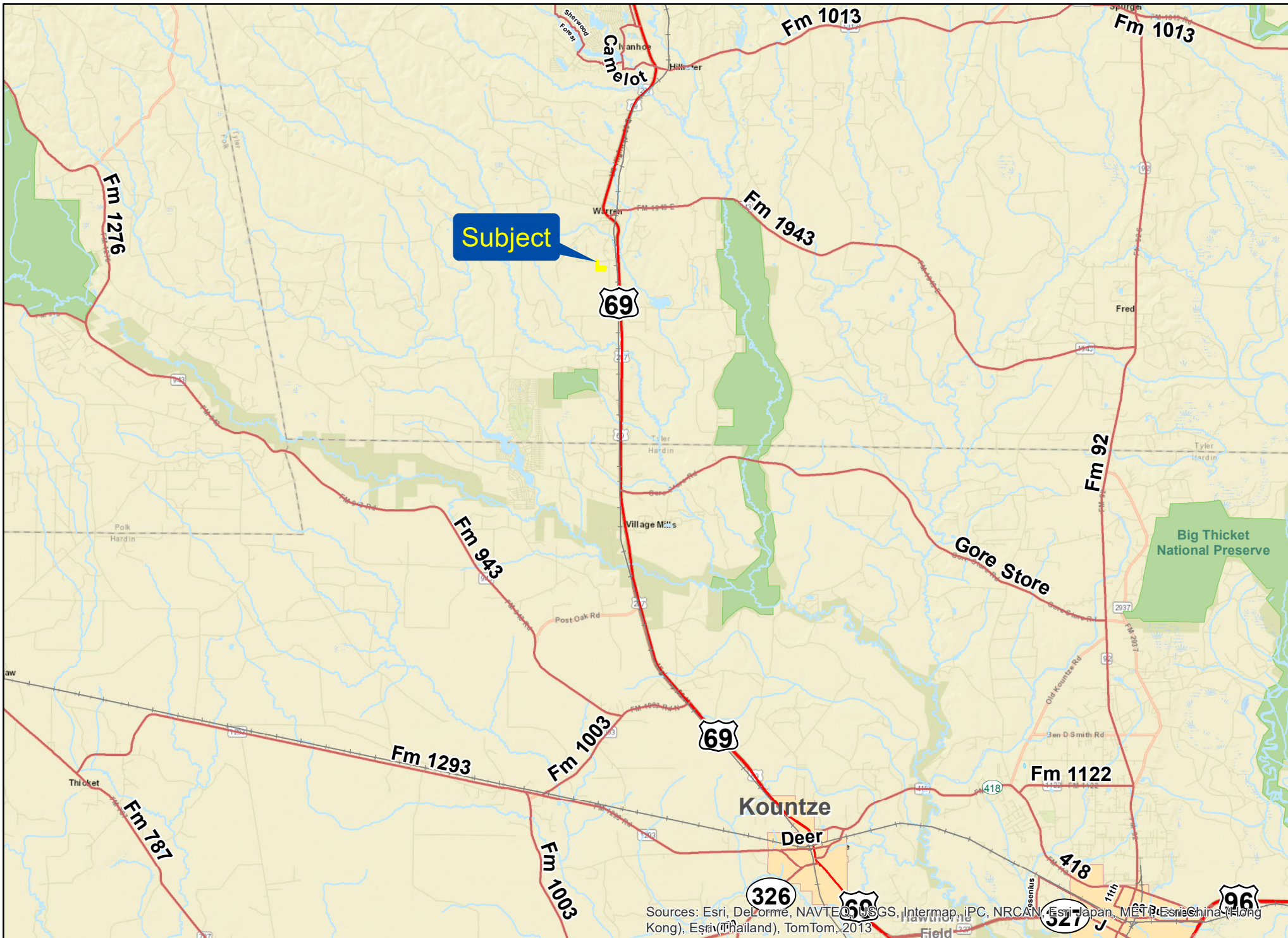


Sources: Esri, DeLorme, NAVTEQ, USGS, Intermap, iPC, NRCAN, Esri Japan, METI, Esri China (Hong Kong), Esri (Thailand), TomTom, 2013



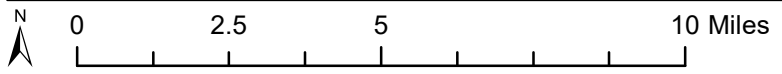
12 Ac | 2300 CR 1520 | Tyler Co., TX

For illustration purposes only.



**Subject**

Sources: Esri, DeLorme, NAVTEQ, USGS, Intermap, iPC, NRCAN, Esri Japan, METI, Esri China (Hong Kong), Esri (Thailand), TomTom, 2013



12 Ac | 2300 CR 1520 | Tyler Co., TX

For illustration purposes only.

